HINKLE & COMPANY PC
Strategic Business Advisors

Honorable Mayor and Members of the Board of Trustees
Town of Silverton, Colorado
Silverton, Colorado

We have audited the financial statements of the Town of Silverton, Colorado (the Town) as of and for the year ended December 31, 2023 and have issued our report thereon dated August 8, 2024. Professional standards require that we provide you with the following information related to our audit.

Our Responsibility under Generally Accepted Auditing Standards
As communicated in our engagement letter dated November 10, 2023, our responsibility, as described by professional standards, is to form and express opinions about whether the financial statements prepared by management with your oversight are fairly presented, in all material respects, in conformity with accounting principles generally accepted in the United States of America. Our audit of the financial statements does not relieve you or management of your respective responsibilities.

Our responsibility, as prescribed by professional standards, is to plan and perform our audit to obtain reasonable, rather than absolute, assurance about whether the financial statements are free of material misstatement. An audit of financial statements includes consideration of internal control over financial reporting as a basis for designing audit procedures that are appropriate in the circumstances, but not for the purpose of expressing an opinion on the effectiveness of the entity's internal control over financial reporting. Accordingly, as part of our audit, we considered the Town's internal control over financial reporting and compliance solely for the purpose of designing our audit procedures, but not for the purpose of expressing an opinion on the effectiveness of the internal control or on compliance.

We are also responsible for communicating significant matters related to the audit that are, in our professional judgment, relevant to your responsibilities in overseeing the financial reporting process. However, we are not required to design procedures specifically to identify such matters.

We applied certain limited procedures to the required supplementary information (RSI). However, we did not audit the RSI and do not express an opinion or provide any assurance on the RSI. With respect to the supplementary information accompanying the financial statements, we performed procedures to determine that the information complies with accounting principles generally accepted in the United States of America, the method of preparing the information has not changed from the prior year, and the information is appropriate and complete in relation to our audit of the financial statements.

Compliance with All Ethics Requirements Regarding Independence
The engagement team, others in our firm, as appropriate, and our firm have complied with all relevant ethical requirements regarding independence.

Office Locations:
Colorado Springs, CO
Denver, CO
Frisco, CO
Tulsa, OK

Denver Office:
750 W. Hampden Avenue,
Suite 400
Englewood,
Colorado 80110
TEL: 303.796.1000
FAX: 303.796.1001
www.HinkleCPAs.com

Significant Accounting Policies
Management is responsible for the selection and use of appropriate accounting policies. A summary of the significant accounting policies adopted by the Town is included in Note 1 to the financial statements. No new accounting policies were adopted, and the application of existing policies was not changed during the year, except as discussed in the following paragraph. No matters have come to our attention that would require us, under professional standards, to inform you about (1) the methods used to account for significant unusual transactions and (2) the effect of significant accounting policies in controversial or emerging areas for which there is a lack of authoritative guidance or consensus.

Accounting Estimates
Accounting estimates are an integral part of the financial statements prepared by management and are based on management's knowledge and experience about past and current events and assumptions about future events. Those judgments are normally based on knowledge and experience about past and current events and assumptions about future events. Certain accounting estimates are particularly sensitive because of their significance to the financial statements and because of the possibility that future events affecting them may differ significantly from those expected. We evaluated the key factors and assumptions used to develop the significant estimates in determining that they are reasonable in relation to the financial statements as a whole.

Corrected and Uncorrected Misstatements
For purposes of this communication, professional standards require us to accumulate all known and likely misstatements identified during the audit, other than those that we believe are trivial, and communicate them to the appropriate level of management. Further, professional standards require us to also communicate the effect of uncorrected misstatements related to prior periods on the relevant classes of transactions, account balances or disclosures, and the financial statements as a whole and each applicable opinion unit. We proposed no uncorrected adjustments to the financial statements as a result of our audit procedures.

In addition, professional standards require us to communicate to you all material, corrected misstatements that were brought to the attention of management as a result of our audit procedures. None of the misstatements identified by us as a result of our audit procedures and corrected by management were material, either individually or in the aggregate, to the financial statements taken as a whole.

Disagreements with Management
For purposes of this letter, a disagreement with management is a financial accounting, reporting, or auditing matter, whether or not resolved to our satisfaction, that could be significant to the financial statements or the auditor's report. We are pleased to report that no such disagreements arose during the course of our audit.

Difficulties Encountered in Performing the Audit
We encountered no difficulties dealing with management during the audit process.

Representations Requested from Management
We have requested certain written representations from management, which are included in the attached letter dated August 8, 2024.

Management Consultations with Other Independent Accountants
In some cases, management may decide to consult with other accountants about auditing and accounting matters, similar to obtaining a second opinion on certain situations. If a consultation involves the application of an accounting principle to the Town's financial statements or a determination of the type of auditor's opinion that may be expressed on those statements, our professional standards require the consulting accountant to contact us to determine that the consultant has all the relevant facts. To our knowledge, there were no such consultations with other accountants.

Other Audit Issues
We generally discuss a variety of matters, including the application of accounting principles and auditing standards, with management each year prior to retention as the Town's auditors. However, these discussions occurred in the normal course of our professional relationship and the responses were not a condition to our retention.

Conclusion
This report is intended solely for the information and use of the Members of the Board of Trustees and management of the Town of Silverton, Colorado and is not intended to be, and should not be, used by anyone other than these specified parties.

Hinkle & Company, PC

Englewood, Colorado
August 8, 2024

Town of Silverton, Colorado

Financial Statements
with Independent Auditor's Report

December 31, 2023

HINKLE & COMPANY PC
Strategic Business Advisors

Town of Silverton, Colorado

Table of Contents

December 31, 2023

Independent Auditor's Report 1

Basic Financial Statements

Government-wide Financial Statements
- Statement of Net Position 4
- Statement of Activities 5

Governmental Funds
- Balance Sheet 6
- Reconciliation of the Balance Sheet of Governmental Funds to the Statement of Net Position 7
- Statement of Revenues, Expenditures and Changes in Fund Balance 8
- Reconciliation of the Statement of Revenues, Expenditures and Changes in Fund Balance of Governmental Funds to the Statement of Activities 9

Proprietary Fund
- Statement of Net Position 10
- Statement of Revenues, Expenses and Changes in Net Position 11
- Statement of Cash Flows 12

Notes to Financial Statements 13

Required Supplementary Information

Budgetary Comparison Schedules
- General Fund 28

Notes to Required Supplementary Information 31

Supplementary Information

Nonmajor Governmental Funds
- Combining Balance Sheet 32
- Combining Statement of Revenues, Expenditures and Changes in Fund Balance 33

Budgetary Comparison Schedules
- Conservation Trust Fund 34
- Molas Lake Park Fund 35
- Cemetery Fund 36
- Water Fund 37
- Sewer Fund 38
- Refuse Fund 39

Compliance Section

State Compliance

Local Highway Finance Report 40

HINKLE & COMPANY PC
Strategic Business Advisors

Independent Auditor's Report

Honorable Mayor and Members of the Board of Trustees
Town of Silverton, Colorado
Silverton, Colorado

Report on the Audit of the Financial Statements

Opinions

We have audited the financial statements of the governmental activities, the business-type activities, and each major fund of the Town of Silverton, Colorado (the Town), as of and for the year ended December 31, 2023, and the related notes to the financial statements, which collectively comprise the Town's basic financial statements as listed in the table of contents.

In our opinion, the accompanying financial statements present fairly, in all material respects, the respective financial position of the governmental activities, the business-type activities, and each major fund of the Town, as of December 31, 2023, and the respective changes in financial position and, where applicable, cash flows thereof for the year then ended in accordance with accounting principles generally accepted in the United States of America.

Basis for Opinions

We conducted our audit in accordance with auditing standards generally accepted in the United States of America (GAAS) and the standards applicable to financial audits contained in *Government Auditing Standards*, issued by the Comptroller General of the United States. Our responsibilities under those standards are further described in the Auditor's Responsibilities for the Audit of the Financial Statements section of our report. We are required to be independent of the City and to meet our other ethical responsibilities, in accordance with the relevant ethical requirements relating to our audit. We believe that the audit evidence we have obtained is sufficient and appropriate to provide a basis for our audit opinions.

Responsibilities of Management for the Financial Statements

The Town's management is responsible for the preparation and fair presentation of the financial statements in accordance with accounting principles generally accepted in the United States of America, and for the design, implementation, and maintenance of internal control relevant to the preparation and fair presentation of financial statements that are free from material misstatement, whether due to fraud or error.

Office Locations:
Colorado Springs, CO
Denver, CO
Frisco, CO
Tulsa, OK

Denver Office:
750 W. Hampden Avenue,
Suite 400
Englewood,
Colorado 80110
TEL: 303.796.1000
FAX: 303.796.1001
www.HinkleCPAs.com

In preparing the financial statements, management is required to evaluate whether there are conditions or events, considered in the aggregate, that raise substantial doubt about the Town's ability to continue as a going concern for one year after the date that the financial statements are issued.

Auditor's Responsibilities for the Audit of the Financial Statements

Our objectives are to obtain reasonable assurance about whether the financial statements as a whole are free from material misstatement, whether due to fraud or error, and to issue an auditor's report that includes our opinions. Reasonable assurance is a high level of assurance but is not absolute assurance and therefore is not a guarantee that an audit conducted in accordance with GAAS will always detect a material misstatement when it exists. The risk of not detecting a material misstatement resulting from fraud is higher than for one resulting from error, as fraud may involve collusion, forgery, intentional omissions, misrepresentations, or the override of internal control. Misstatements are considered material if there is a substantial likelihood that, individually or in the aggregate, they would influence the judgment made by a reasonable user based on the financial statements.

In performing an audit in accordance with GAAS, we:

- Exercise professional judgment and maintain professional skepticism throughout the audit.
- Identify and assess the risks of material misstatement of the financial statements, whether due to fraud or error, and design and perform audit procedures responsive to those risks. Such procedures include examining, on a test basis, evidence regarding the amounts and disclosures in the financial statements.
- Obtain an understanding of internal control relevant to the audit in order to design audit procedures that are appropriate in the circumstances, but not for the purpose of expressing an opinion on the effectiveness of the Town's internal control. Accordingly, no such opinion is expressed.
- Evaluate the appropriateness of accounting policies used and the reasonableness of significant accounting estimates made by management, as well as evaluate the overall presentation of the financial statements.
- Conclude whether, in our judgment, there are conditions or events, considered in the aggregate, that raise substantial doubt about the Town's ability to continue as a going concern for a reasonable period of time.

We are required to communicate with those charged with governance regarding, among other matters, the planned scope and timing of the audit, significant audit findings, and certain internal control-related matters that we identified during the audit.

Required Supplementary Information

Accounting principles generally accepted in the United States of America require that the management's discussion and analysis and budgetary comparison information be presented to supplement the basic financial statements. Such information is the responsibility of management and, although not a part of the basic financial statements, is required by the Governmental Accounting Standards Board who considers it to be an essential part of financial reporting for placing the basic financial statements in an appropriate operational, economic, or historical context. We have applied certain limited procedures to the required supplementary information in accordance with auditing standards generally accepted in the United States of America, which consisted of inquiries of management about the methods of preparing the information and comparing the information for consistency with management's responses to our inquiries, the basic financial statements, and other knowledge we obtained during our audit of the basic financial statements. We do not express an opinion or provide any assurance on the information because the limited procedures do not provide us with sufficient evidence to express an opinion or provide any assurance.

Other Information

Management is responsible for the other information included in the Supplementary Information and the local highway finance report, as listed in the table of contents. The other information comprises the Supplementary Information and the local highway finance report but does not include the financial statements and our auditor's report thereon. Our opinions on the financial statements do not cover the other information, and we do not express an opinion or any form of assurance thereon. In connection with our audit of the financial statements, our responsibility is to read the other information and consider whether a material inconsistency exists between the other information and the financial statements, or the other information otherwise appears to be materially misstated. If, based on the work performed, we conclude that an uncorrected material misstatement of the other information exists, we are required to describe it in our report.

Hinkle & Company, PC

Englewood, Colorado
August 8, 2024

Management's Discussion and Analysis

This discussion and analysis of the financial performance of the Town of Silverton, Colorado (Town) provides an overview of the Town's financial activities for the fiscal year ended December 31, 2023. Please read it in conjunction with the financial statements.

FINANCIAL HIGHLIGHTS

- The Town of Silverton had a Net Position of $6,225,850 at December 31, 2023.
- The Net Position of the Town decreased by $271,789 (-4.2%) during 2023.
- At December 31, 2023, the Town's governmental funds reported combined ending fund balances of $1,557,096. This marked a decrease of $775,734 (-33.3%) from the prior year's ending governmental fund balances due primarily to expenditures in the General Fund exceeding General Fund revenues.
- The General Fund decreased its Fund Balance by $818,921 (-42.3%) during 2023 marking the second consecutive year where the General Fund's revenues outpaced its expenditures by over $675,000.
- The Town's Water, Sewer, and Refuse Funds' net positions decreased by $215,157 (-11.2%) during 2023 primarily due to operating losses in all three enterprises.

USING THIS ANNUAL REPORT

This discussion and analysis is intended to serve as an introduction to the Town of Silverton's basic financial statements. The Town's basic financial statements are comprised of three components: 1) government-wide financial statements, 2) fund financial statements, and 3) notes to the financial statements. This report also contains supplementary information in addition to the basic financial statements themselves.

Government-wide financial statements

The government-wide financial statements are designed to provide readers with a broad overview of the Town's finances, in a manner similar to a private-sector business.

The *Statement of Net Position* presents information on all the Town's assets and liabilities and deferred inflows and outflows of resources, with the difference reported as *net position*. Over time, increases or decreases in net position may serve as useful indicators of whether the financial position of the Town is improving or deteriorating.

The *Statement of Activities* presents information showing how the Town's net position changed during the most recent fiscal year. All changes in net position are reported as soon as the underlying event giving rise to the change occurs, *regardless of the timing of related cash flows*. Thus, revenues and expenses are reported in this statement for some items that will only result in cash flows in future fiscal periods (e.g., uncollected taxes and earned but unused employee leave).

Both government-wide financial statements distinguish functions of the Town of Silverton that are principally supported by taxes and intergovernmental revenues (governmental activities) from other functions that are intended to recover all or a significant portion of their costs through user fees and charges (business-type activities). The governmental activities of the Town include general government, public safety (police and fire), public works, culture and recreation, and special events. The business-type activities of the Town include water, sewer, and refuse disposal operations.

Fund financial statements

A fund is a grouping of related accounts that is used to maintain control over resources that have been segregated for specific activities or objectives. The Town of Silverton, like other state and local governments, uses fund accounting to ensure and demonstrate compliance with finance-related legal requirements. All the funds of the Town can be divided into two categories: Governmental Funds and Proprietary Funds.

Governmental Funds -- Most of the Town's basic services are reported in governmental funds, which focus on how money flows into and out of those funds. The unrestricted balances left at year-end are available for spending in future years. These funds are reported using the modified accrual accounting method, which measures cash and all other financial assets that can readily be converted to cash. The governmental fund statements provide detailed short-term views of cash, operations, and basic services provided. Governmental fund statements show the reader whether there are more or fewer financial resources available at the end of a fiscal year that can be spent in the near future to finance government programs and objectives.

Because the focus of governmental funds is narrower than that of the government-wide financial statements, it is useful to compare the information presented for governmental funds with similar information presented for governmental activities in the government-wide financial statements. By doing so, readers may better understand the long-term impact of the government's near-term financing decisions. The *Reconciliation of Balance Sheet of the Governmental Funds to the Statement of Net Position* and the *Reconciliation of the Statement of Revenues, Expenditures and Changes in Fund Balances of Governmental Funds to the Statement of Activities* provide reconciliations to facilitate this comparison between governmental funds and governmental activities.

The Town of Silverton maintains four individual governmental funds. Information for these funds is presented by fund name in the *Governmental Fund Balance Sheet* and the *Governmental Fund Statement of Revenues, Expenditures, and Changes in Fund Balances* for the one governmental fund that meets the criteria to be designated as a major fund (General Fund). The Town's non-major funds (Conservation Trust Fund, Molas Lake Park Fund, and Cemetery Fund) are combined in the Other Governmental Funds column on these statements. Individual fund information for these non-major funds is shown in the *Supplementary Information* section of this report.

Proprietary Funds -- The Town's utility services are reported in proprietary funds; they focus on overall economic position rather than year-end fund balances. Enterprise funds are the type of proprietary funds used to account for the Town's Water Fund, Sewer Fund, and Refuse Fund. Enterprise funds report the same functions presented as business-type activities in the government-wide financial statements, only in a bit more detail.

Notes to the Financial Statements

The notes provide additional information that is essential to a full understanding of the data provided in the government-wide and fund financial statements. The notes to the financial statements can be found immediately after the fund financial statements.

Other information

Budgetary comparison statements or schedules to demonstrate each fund's compliance with adopted budgets and appropriations are included following the "Notes to Financial Statements" in the Required Supplementary Information section for the General Fund and any major Special Revenue Funds (none in 2023), and in the Supplementary Information section for all other funds. For the year ended December 31, 2023, all funds had budgeted expenditures/expenses.

GOVERNMENT-WIDE FINANCIAL ANALYSIS

As noted earlier, net position may serve over time as a useful indicator of a government's financial position. In the case of the Town of Silverton, assets exceeded liabilities and deferred inflows of resources by $6,225,850 at the close of 2023. As shown below, the Town's financial position decreased by $271,789 (--4.2%) during 2023.

Town of Silverton's Condensed Net Position

	Governmental Activities		Business-type Activities		Total	
	2023	2022	2023	2022	2023	2022
Current and other assets	$ 2,074,546	$ 2,675,218	$ 438,894	$ 582,174	$ 2,513,440	$ 3,257,392
Capital assets, net	4,117,149	3,510,283	1,490,611	1,581,937	5,607,760	5,092,220
Total assets	$ 6,191,695	$ 6,185,501	$ 1,929,505	$ 2,164,111	$ 8,121,200	$ 8,349,612
Deferred outflows of resources	$ -	$ -	$ -	$ -	$ -	$ -
Current liabilities	$ 94,764	$ 37,517	$ 11,138	$ 19,376	$ 105,902	$ 56,893
Noncurrent Liabilities	1,154,572	1,266,808	212,190	223,401	1,366,762	1,490,209
Total liabilities	$ 1,249,336	$ 1,304,325	$ 223,328	$ 242,777	$ 1,472,664	$ 1,547,102
Deferred inflows of resources	$ 422,686	$ 304,871	$ -	$ -	$ 422,686	$ 304,871
Net position:						
Net investment in capital assets	$ 3,020,779	$ 2,268,235	$ 1,490,611	$ 1,579,214	$ 4,511,390	$ 3,847,449
Restricted	540,957	504,170	-	-	540,957	504,170
Committed	81,500	56,500	-	-	81,500	56,500
Unrestricted	876,437	1,747,400	215,566	342,120	1,092,003	2,089,520
Total net position	$ 4,519,673	$ 4,576,305	$ 1,706,177	$ 1,921,334	$ 6,225,850	$ 6,497,639

Most (72.5%) of the Town's total net position at December 31, 2023 is represented by its investment in capital assets (e.g. land, infrastructure, buildings, machinery, and equipment). The Town uses these capital assets to provide services to residents and businesses; consequently, these assets are not available for future spending.

Approximately 8.7% ($540,957) of the Town's total net position at the end of 2023 represents resources that are subject to external restrictions on how they may be used. They are fund balance restrictions for Molas Lake Park ($284,077), state-shared lottery revenues ($72,271) restricted for parks and certain recreation projects, $54,609 of cemetery revenues restricted for cemetery expenses, and $130,000 for emergencies. An additional $81,500 (1.3%) of net position is committed to future capital projects for Molas Lake Park and other General Fund capital outlays.

The remaining amount of the Town's total net position at the end of 2023 ($1,092,003) represents 17.5% of total net position and may be used to meet the Town's other ongoing obligations to residents and creditors.

The following chart displays the changes in net position experienced by the Town over the last two fiscal years. An analysis of these changes follows for both its Governmental and Business-type Activities.

Town of Silverton's Condensed Changes in Net Position

	Governmental Activities		Business-type Activities		Total	
	2023	2022	2023	2022	2023	2022
Program revenues:						
Charges for services	$ 305,807	$ 346,686	$ 914,422	$ 1,002,758	$ 1,220,229	$ 1,349,444
Operating grants & contributions	119,177	8,431	-	-	119,177	8,431
Capital grants & contributions	49,713	651,469	8,326	89,762	58,039	741,231
General revenues:						
Sales & use taxes	1,745,346	1,581,385	-	-	1,745,346	1,581,385
Property taxes	306,347	309,863	-	-	306,347	309,863
Franchise taxes	37,299	35,330	-	-	37,299	35,330
Other taxes	41,815	41,307	-	-	41,815	41,307
Licenses & permits	179,955	196,225	-	-	179,955	196,225
Fines & Forfeitures	12,574	7,963	-	-	12,574	7,963
Investment income	5,588	3,199	-	-	5,588	3,199
Other general revenues	846,465	762,663	-	-	846,465	762,663
Total revenues	$ 3,650,086	$ 3,944,521	$ 922,748	$ 1,092,520	$ 4,572,834	$ 5,037,041
Program expenses:						
General government	$ 1,356,403	$ 1,579,391	$ -	$ -	$ 1,356,403	$ 1,579,391
Public safety	491,862	503,983	-	-	491,862	503,983
Public w orks	823,766	710,948	-	-	823,766	710,948
Culture & recreation	870,238	710,505	-	-	870,238	710,505
Special events	107,575	153,944	-	-	107,575	153,944
Water utility	-	-	591,574	478,821	591,574	478,821
Sew er utility	-	-	254,965	419,422	254,965	419,422
Refuse disposal			291,366	294,545	291,366	294,545
Interest on long-term debt	56,874	31,677	-	-	56,874	31,677
Total expenses	$ 3,706,718	$ 3,690,448	$ 1,137,905	$ 1,192,788	$ 4,844,623	$ 4,883,236
Transfers In/(Out)	$ -	$ (141,322)	$ -	$ 141,322	$ -	$ -
Increase/(decrease)in net position	$ (56,632)	$ 112,751	$ (215,157)	$ 41,054	$ (271,789)	$ 153,805
Net Position, Beginning	4,576,305	4,463,554	1,921,334	1,880,280	6,497,639	6,343,834
Net Position, Ending	$ 4,519,673	$ 4,576,305	$ 1,706,177	$ 1,921,334	$ 6,225,850	$ 6,497,639

Governmental Activities

The Town's Governmental Activities stayed relatively constant from 2022 to 2023 with decreased net position of $56,632 (-1.2%). Key areas of change amongst revenues and expenses were as follows:

- Operating and capital grants and contributions decreased by $491,010 in 2023.
- General government expenses decreased by $222,988 in 2023..

The following two charts illustrate the Governmental Activities revenues and expenses. As in most municipalities, the expenses of governmental activities are not fully supported through program revenues but are largely financed through taxes.

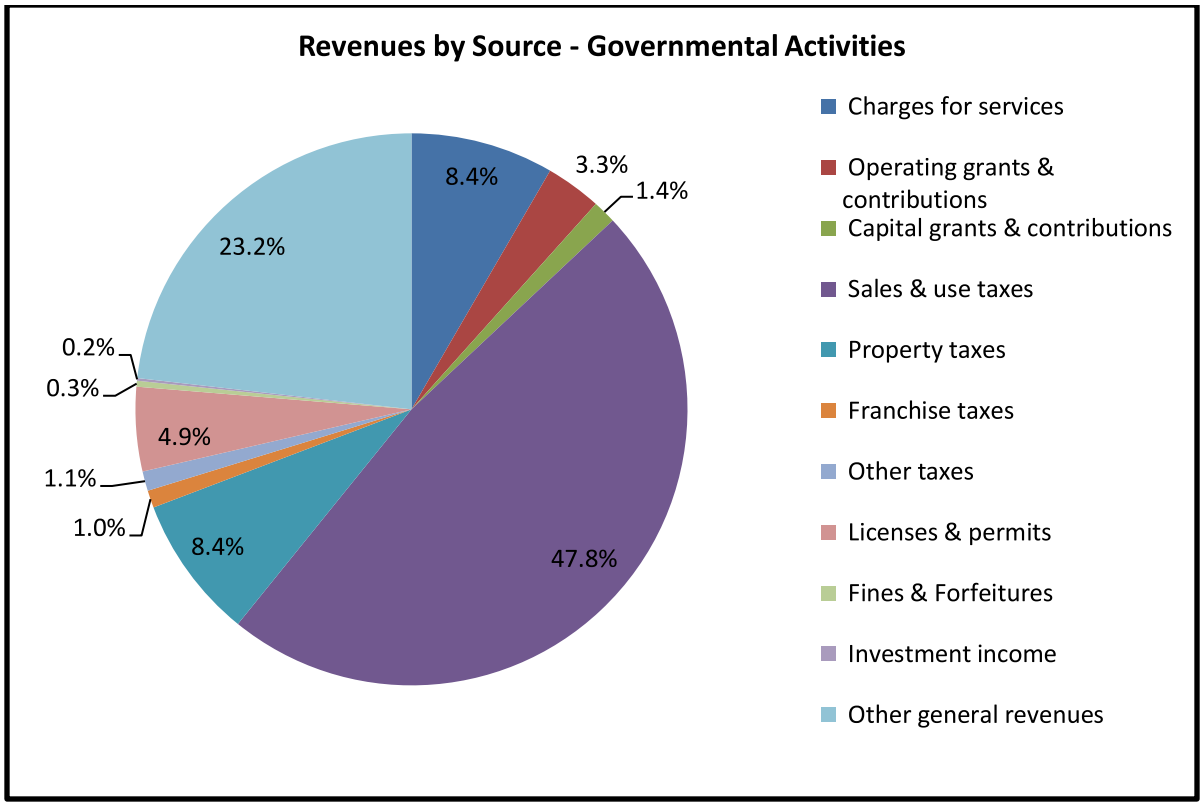
Revenues by Source - Governmental Activities
8.4%
3.3%
1.4%
23.2%
0.2%
0.3%
4.9%
1.1%
1.0%
8.4%
47.8%
Charges for services
Operating grants & contributions
Capital grants & contributions
Sales & use taxes
Property taxes
Franchise taxes
Other taxes
Licenses & permits
Fines & Forfeitures
Investment income
Other general revenues

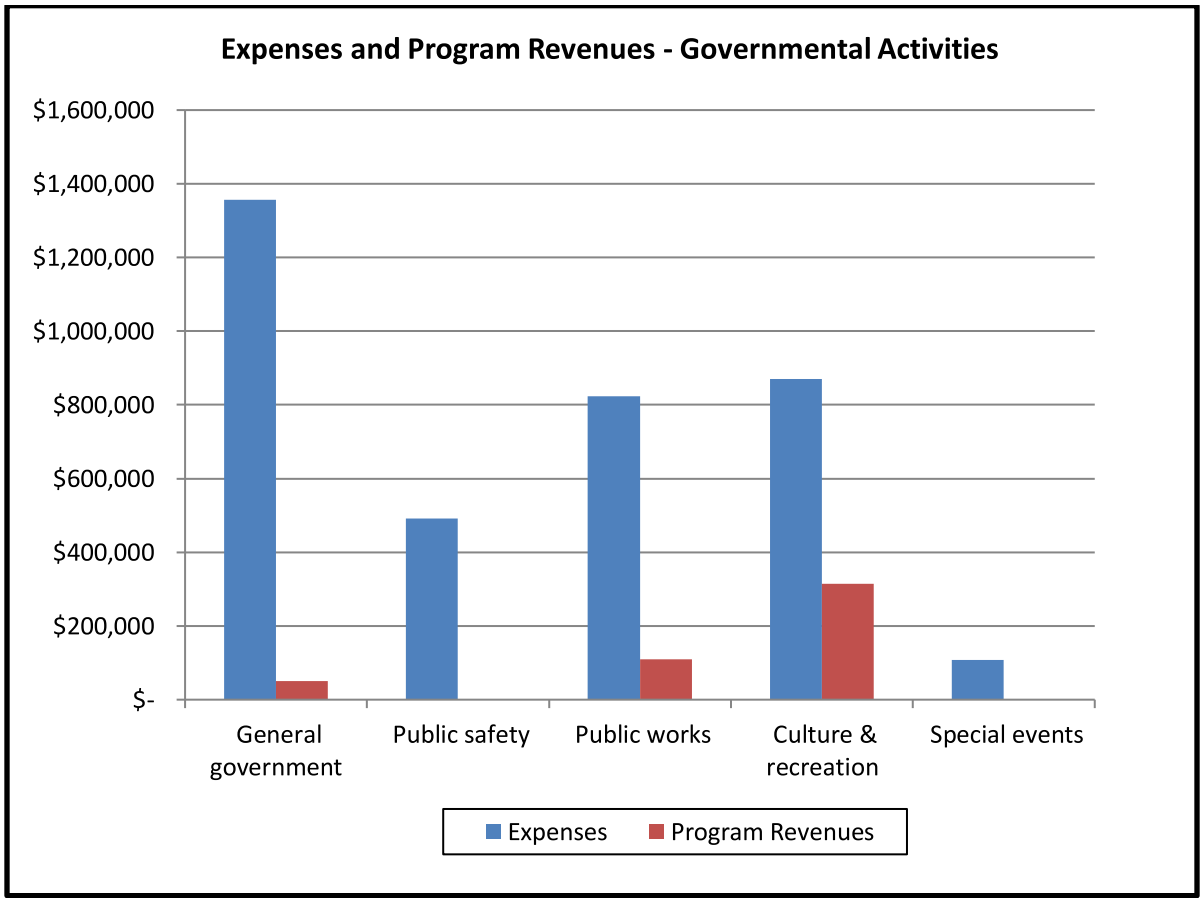
Expenses and Program Revenues - Governmental Activities
$1,600,000
$1,400,000
$1,200,000
$1,000,000
$800,000
$600,000
$400,000
$200,000
$-
General government
Public safety
Public works
Culture & recreation
Special events
Expenses
Program Revenues

Business-type Activities
Business-type Activities decreased in net position by $215,157 (-11.2%) during 2023. The 2023 decrease was due to Net Operating Losses in all three enterprise funds totaling $375,559. These operating losses were only partially offset by capital grants and contributions totaling $161,142.

The following two charts illustrate the Business-type Activities revenues and expenses for 2023.

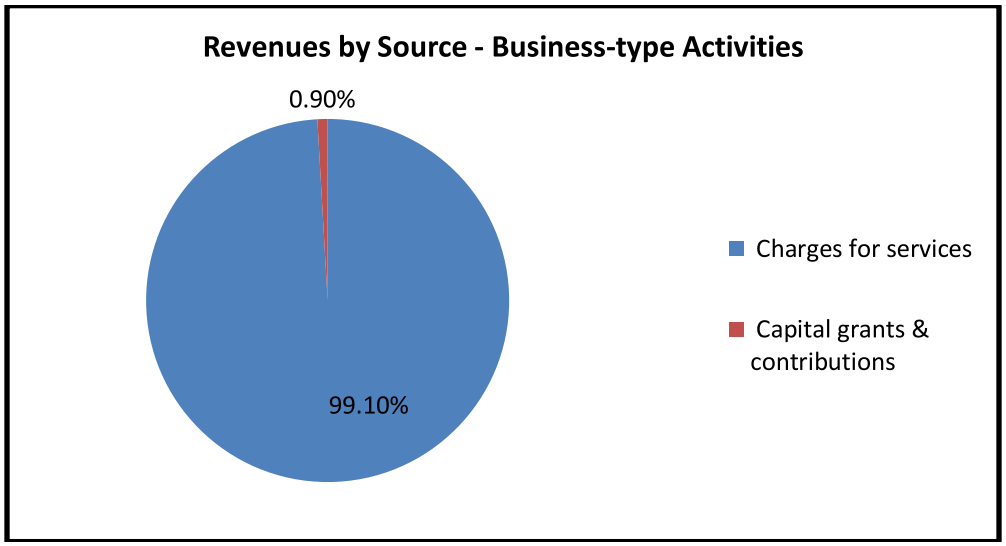

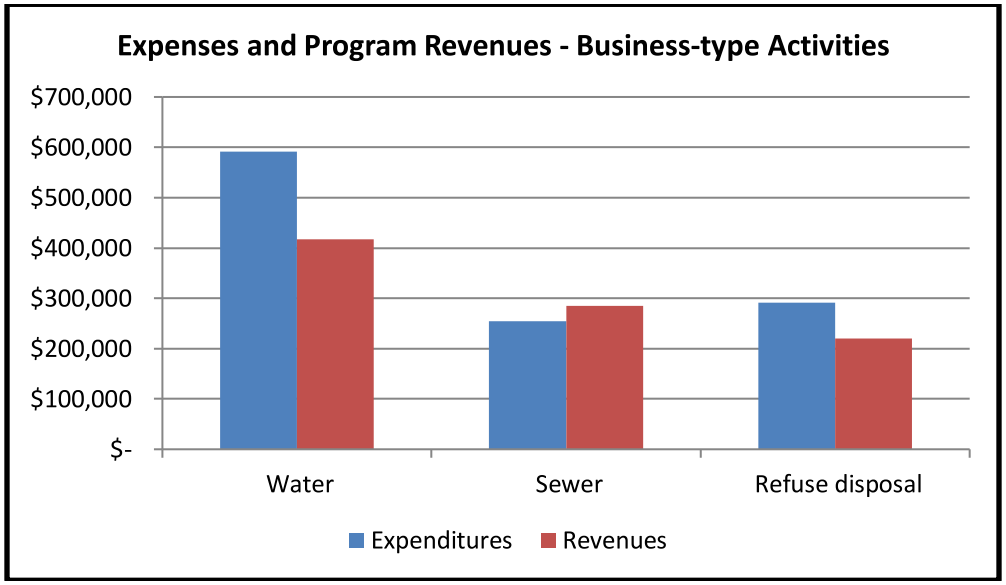

THE TOWN'S FUNDS

As noted earlier, the Town of Silverton uses fund accounting to ensure and demonstrate compliance with finance-related legal requirements. The Governmental Funds utilize the modified accrual basis of accounting, and the balances of the spendable resources (unrestricted fund balance) in each fund are shown at year end. At December 31, 2023 the Town's major Governmental fund (the General Fund) reported an ending fund balance of $1,116,139. The Town's major funds are discussed below.

General Fund. The General Fund is the chief operating fund of the Town of Silverton. It accounts for all the general services provided by the Town. At the end of 2023, the fund balance of the General Fund

totaled $1,116,139. This was a $818,921 (-42.3%) decrease from 2022. Revenues in 2023 of $3,445,926 were outpaced by expenditures totaling $4,292,220. The following two tables illustrate General Fund revenues and expenditures during 2023.

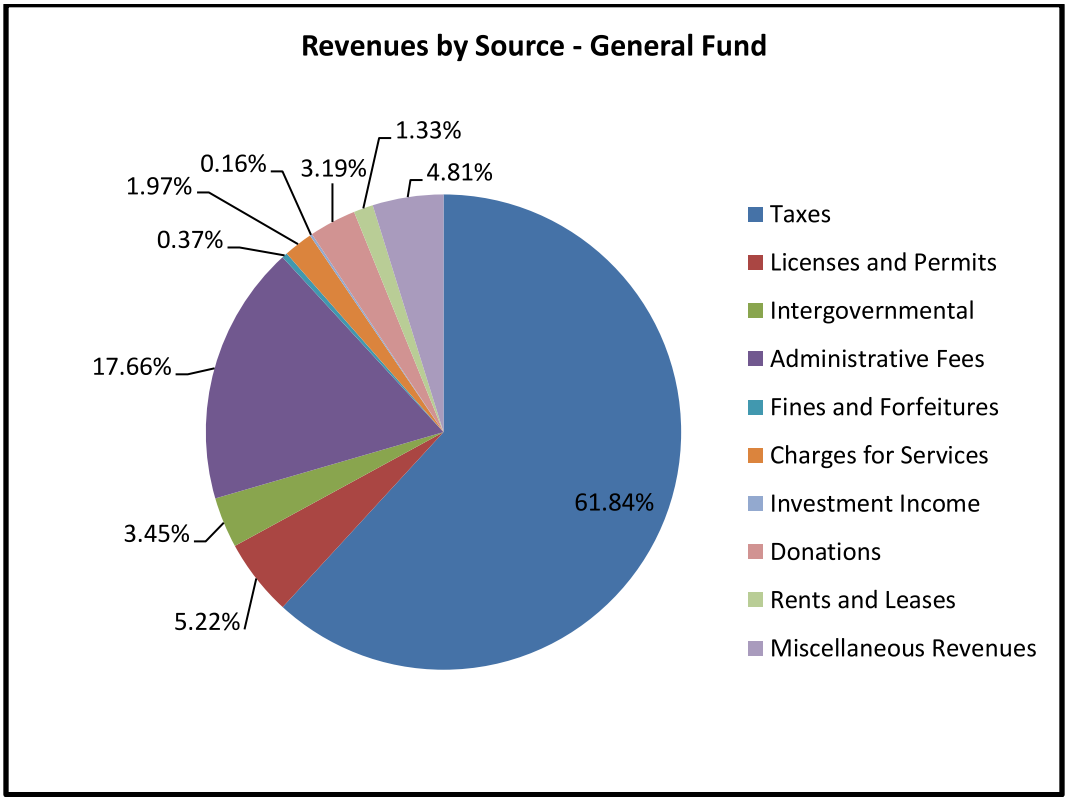

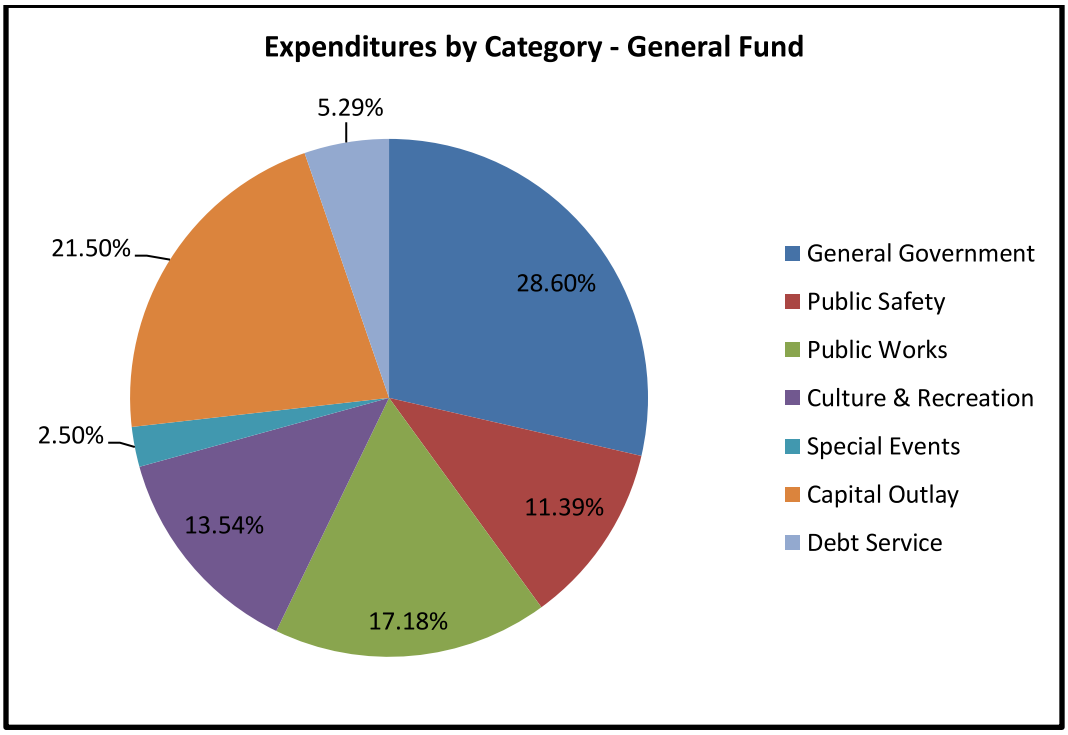

Water Fund. At December 31, 2023 the net position of the Water Fund was $1,187,629. This was a decrease of $174,736 (-12.8%) from 2022. The fund had a net operating loss of $295,614 in 2023 as expenses exceeded charges for services. Plant investment fees and capital assessments totaling $121,618 were also received for future system capacity and improvements.

Sewer Fund. At December 31, 2023 the net position of the Sewer Fund was $551,047. This was an increase of $30,319 (5.8%) over 2022. The fund had an operating loss of $879 and capital contributions of $31,198.

Refuse Fund. At December 31, 2023 the net position of the Refuse Fund was -$32,499. This was a decrease of $70,740 (-185.0%) from 2022. The fund had an operating loss of $79,066 as expenses exceeded charges for services. The fund received recycling rebates from the State of Colorado totaling $8,326.

CAPITAL ASSETS AND DEBT ADMINISTRATION

Capital Assets. At December 31, 2023 the Town had invested in a range of capital assets including land, buildings and improvements, vehicles, machinery and equipment, ski lifts, and parks. Note 4 provides a summary of changes in capital assets during 2023. These included the completion of Anesi Park, the acquisition of snow removal equipment, and a small upgrade in the water distribution system.

Debt Administration. The Town's long-term debt primarily consists of loans and capital leases. At the end of 2023, the governmental activities had balances of $1,096,370 owed on a capital leases for vehicles and equipment, a copier, and a park facility. Compensated absences are also recorded. See Note 5 for more detailed information.

In business-type activities at December 31, 2023, the Town owed $212,190 on a 2018 loan from the Colorado Water Resources and Power Development Authority for utility system improvements. See Note 5 for more detailed information.

ECONOMIC FACTORS AND NEXT YEAR'S BUDGETS AND RATES

Federal spending, restrictions on domestic energy production, and historic expansion of the monetary supply are causing significant inflation throughout all sectors of the economy. The Town's 2024 Budget anticipates that the General Fund balance will continue to be drawn down in order to provide services. The utility fund budgets seek to improve operating income for the Water Fund and Refuse Fund by implementing approved increases in user fees. A transfer from the General Fund to the Refuse Fund is budgeted to address the negative net position of the Refuse Fund at December 31, 2023. In addition, the 2024 Budget reflects the Town's application for federal loans for utility system enhancements in 2024.

REQUESTS FOR INFORMATION

This financial report is designed to provide the Town of Silverton's residents, taxpayers, customers, investors, and creditors with a general overview of the Town's finances and to show the Town's accountability for the funds it receives and assets it maintains. If you have questions about this report, or should you desire additional financial information, contact the Town's management at Town of Silverton, 1360 Greene Street, Silverton, CO 81433 or call Town Hall at (970) 387-5522.

Basic Financial Statements

Town of Silverton, Colorado
Statement of Net Position
December 31, 2023

	Primary Government		
	Governmental Activities	Business-Type Activities	Total
Assets			
Cash and Cash Equivalents	$ 1,396,360	$ 179,412	$ 1,575,772
Property Taxes Receivable	422,686	-	422,686
Accounts Receivable	160,540	230,346	390,886
Interfund Balances	90,704	(90,704)	-
Other Receivables	4,256	-	4,256
Inventory	-	119,840	119,840
Capital Assets,			
Not being depreciated	676,218	670	676,888
Being depreciated, net	3,440,931	1,489,941	4,930,872
Total Assets	6,191,695	1,929,505	8,121,200
Liabilities			
Accounts Payable	80,671	11,138	91,809
Accrued Salaries and Benefits	14,093	-	14,093
Noncurrent Liabilities			
Due Within One Year	170,912	8,488	179,400
Due in More Than One Year	983,660	203,702	1,187,362
Total Liabilities	1,249,336	223,328	1,472,664
Deferred Inflows of Resources			
Deferred Property Taxes	422,686	-	422,686
Net Position			
Net Investment in Capital Assets	3,020,779	1,490,611	4,511,390
Restricted for:			
Emergencies	130,000	-	130,000
Other Purposes	410,957	-	410,957
Committed for Future Outlays	81,500	-	81,500
Unrestricted, unreserved	876,437	215,566	1,092,003
Total Net Position	$ 4,519,673	$ 1,706,177	$ 6,225,850

See Notes to the Financial Statements.

Town of Silverton, Colorado
Statement of Activities
For the Year Ended December 31, 2023

Functions/Programs	Expenses	Program Revenues: Charges for Services	Program Revenues: Operating Grants and Contributions	Program Revenues: Capital Grants and Contributions	Net (Expense) Revenue and Change in Net Position, Primary Government: Governmental Activities	Business-Type Activities	Total 2023
Primary Government							
Governmental Activities							
General Government	$ 1,356,403	$ 50,097	$ -	$ -	$ (1,306,306)	$ -	$ (1,306,306)
Public Safety	491,862	-	-	-	(491,862)	-	(491,862)
Public Works	823,766	-	109,981	-	(713,785)	-	(713,785)
Culture and Recreation	870,238	255,710	9,196	49,713	(555,619)	-	(555,619)
Special Events	107,575	-	-	-	(107,575)	-	(107,575)
Interest on Long-Term Debt	56,874	-	-	-	(56,874)	-	(56,874)
Total Governmental Activities	3,706,718	305,807	119,177	49,713	(3,232,021)	-	(3,232,021)
Business-Type Activities							
Water	591,574	416,838	-	-	-	(174,736)	(174,736)
Sewer	254,965	285,284	-	-	-	30,319	30,319
Refuse	291,366	212,300	-	8,326	-	(70,740)	(70,740)
Total Business-Type Activities	1,137,905	914,422	-	8,326	-	(215,157)	(215,157)
Total Primary Government	$ 4,844,623	$ 1,220,229	$ 119,177	$ 58,039	(3,232,021)	(215,157)	(3,447,178)
	General Revenues						
	Sales and Use Taxes				1,745,346	-	1,745,346
	Property Taxes				306,347	-	306,347
	Franchise Taxes				37,299	-	37,299
	Other Taxes				41,815	-	41,815
	License and Permits				179,955	-	179,955
	Fines and Forfeitures				12,574	-	12,574
	Investment Income				5,588	-	5,588
	Miscellaneous				846,465	-	846,465
	Transfers				-	-	-
	Total General Revenues and Transfers				3,175,389	-	3,175,389
	Change in Net Position				(56,632)	(215,157)	(271,789)
	Net Position, *Beginning of Year*				4,576,305	1,921,334	6,497,639
	Net Position, *End of Year*				$ 4,519,673	$ 1,706,177	$ 6,225,850

See Notes to the Financial Statements.

Town of Silverton, Colorado
Balance Sheet
Governmental Funds
December 31, 2023

	General	Other Governmental Funds	Total
Assets			
Cash and Investments	$ 955,047	$ 441,313	$ 1,396,360
Property Taxes Receivable	422,686	-	422,686
Accounts Receivable	160,540	-	160,540
Interfund Balances	90,704	-	90,704
Other Receivables	4,256	-	4,256
Total Assets	$ 1,633,233	$ 441,313	$ 2,074,546
Liabilities			
Accounts Payable	$ 80,315	$ 356	$ 80,671
Accrued Salaries and Benefits	14,093	-	14,093
Total Liabilities	94,408	356	94,764
Deferred Inflows of Resources			
Property Taxes	422,686	-	422,686
Fund Balance			
Restricted for			
Emergencies	130,000	-	130,000
Other Purposes	-	410,957	410,957
Committed for Future Capital Outlays	51,500	30,000	81,500
Unrestricted, Unassigned	934,639	-	934,639
Total Fund Balance	1,116,139	440,957	1,557,096
Total Liabilities, Deferred Inflows of Resources, and Fund Balance	$ 1,633,233	$ 441,313	$ 2,074,546

See Notes to the Financial Statements.

Town of Silverton, Colorado

Reconciliation of Balance Sheet of the Governmental Funds
to the Statement of Net Position
December 31, 2023

Amounts Reported for Governmental Activities in the Statement of Net Position are Different Because:

Total Fund Balance of Governmental Funds	$	1,557,096
Capital assets used in governmental activities are not current financial resources and, therefore, are not reported in governmental funds.		4,117,149
Long-term liabilities and related items are not due and payable in the current year and, therefore, are not reported in governmental funds.		
Capital leases payable		(1,096,370)
Accrued compensated absences		(58,202)
Total Net Position of Governmental Activities	$	4,519,673

See Notes to the Financial Statements.

Town of Silverton, Colorado

Statement of Revenues, Expenditures and Changes in Fund Balance
Governmental Funds
For the Year Ended December 31, 2023

	General	Other Governmental Funds	Total
Revenues			
Taxes	$ 2,130,807	$ -	$ 2,130,807
Licenses and Permits	179,955	-	179,955
Intergovernmental	118,801	9,196	127,997
Administrative Fees	608,509	-	608,509
Fines and Forfeitures	12,574	-	12,574
Charges for Services	68,006	191,964	259,970
Investment Income	5,588	-	5,588
Donations	109,981	-	109,981
Rents and Leases	45,837	-	45,837
Miscellaneous	165,868	-	165,868
Total Revenues	3,445,926	201,160	3,647,086
Expenditures			
Current			
General Government	1,227,522	-	1,227,522
Public Safety	488,794	-	488,794
Public Works	737,242	-	737,242
Culture and Recreation	581,213	157,973	739,186
Special Events	107,575	-	107,575
Capital Outlay	922,949	-	922,949
Debt Service			
Principal	170,051	-	170,051
Interest and Fiscal Charges	56,874	-	56,874
Total Expenditures	4,292,220	157,973	4,450,193
Excess Revenues Over (Under) Expenditures	(846,294)	43,187	(803,107)
Other Financing Sources (Uses)			
Debt Proceeds	24,373	-	24,373
Proceeds from Sale of Assets	3,000	-	3,000
Other Financing Sources (Uses)	27,373	-	27,373
Net Change in Fund Balance	(818,921)	43,187	(775,734)
Fund Balance, *Beginning of Year*	1,935,060	397,770	2,332,830
Fund Balance, *End of Year*	$ 1,116,139	$ 440,957	$ 1,557,096

See Notes to the Financial Statements.

Town of Silverton, Colorado

Reconciliation of the Statement of Revenues, Expenditures and Changes in Fund Balance of Governmental Funds to the Statement of Activities
For the Year Ended December 31, 2023

Amounts Reported for Governmental Activities in the Statement of Activities are Different Because:

Net Change in Fund Balance of Governmental Funds	$	(775,734)
Capital outlays to purchase or construct capital assets are reported in governmental funds as expenditures. However, for governmental activities those costs are capitalized in the statement of net position and are allocated over their estimated useful lives as annual depreciation expense in the statement of activities.		
Capital Outlays		922,949
Depreciation Expense		(316,083)
Disposals		-
Repayments of long-term liabilities are expenditures in governmental funds, but they reduce long-term liabilities in the statement of net position and do not affect the statement of activities.		
Principal payments on capital leases		170,051
Issuance of leases Financing Agreements		(24,373)
Change in accrued compensated absences		(33,442)
Change in Net Position of Governmental Activities	$	(56,632)

See Notes to the Financial Statements.

Town of Silverton, Colorado
Statement of Net Position
Proprietary Funds
December 31, 2023

	Water Fund	Sewer Fund	Refuse Fund	Total
Assets				
Current Assets				
Cash and Cash Equivalents	$ 84,401	$ 95,011	$ -	$ 179,412
Accounts Receivable	100,677	71,464	58,205	230,346
Inventory	112,855	6,985	-	119,840
Total Current Assets	297,933	173,460	58,205	529,598
Noncurrent Assets				
Capital Assets,				
Not being depreciated	-	670	-	670
Capital Assets,				
Net of accumulated depreciation	1,108,297	381,644	-	1,489,941
Total Noncurrent Assets	1,108,297	382,314	-	1,490,611
Total Assets	1,406,230	555,774	58,205	2,020,209
Liabilities				
Current Liabilities				
Accounts Payable	6,411	4,727	-	11,138
Interfund Balance	-	-	90,704	90,704
Note Payable, Current Portion	8,488	-	-	8,488
Total Current Liabilities	14,899	4,727	90,704	110,330
Noncurrent Liabilities				
Note Payable	203,702	-	-	203,702
Total Noncurrent Liabilities	203,702	-	-	203,702
Total Liabilities	218,601	4,727	90,704	314,032
Net Position				
Net Investment in Capital Assets	1,108,297	382,314	-	1,490,611
Unrestricted	79,332	168,733	(32,499)	215,566
Total Net Position	$ 1,187,629	$ 551,047	$ (32,499)	$ 1,706,177

See Notes to the Financial Statements.

Town of Silverton, Colorado

Statement of Revenues, Expenses and Changes in Net Position
Proprietary Funds
For the Year Ended December 31, 2023

	Water Fund	Sewer Fund	Refuse Fund	Total
Operating Revenues				
Charges for Services	$ 295,169	$ 254,086	$ 211,935	$ 761,190
Miscellaneous	51	-	365	416
Total Operating Revenues	295,220	254,086	212,300	761,606
Operating Expenses				
Administrative and General	430,501	115,501	-	546,002
Utilities	11,410	28,203	-	39,613
Operations and Maintenance	90,347	67,841	30,673	188,861
Contracted Services	-	-	260,693	260,693
Depreciation	58,576	43,420	-	101,996
Total Operating Expenses	590,834	254,965	291,366	1,137,165
Net Operating Income (Loss)	(295,614)	(879)	(79,066)	(375,559)
Non-Operating Revenues (Expenses)				
Interest Expense	(740)	-	-	(740)
Net Income (Loss) Before Contributed Capital	(296,354)	(879)	(79,066)	(376,299)
Contributed Capital and Transfers				
Capital Grants	-	-	8,326	8,326
Capital Contributions	121,618	31,198	-	152,816
Total Capital Contributions and Transfers	121,618	31,198	8,326	161,142
Change in Net Position	(174,736)	30,319	(70,740)	(215,157)
Net Position, *Beginning of Year*	1,362,365	520,728	38,241	1,921,334
Net Position, *End of Year*	$ 1,187,629	$ 551,047	$ (32,499)	$ 1,706,177

See Notes to the Financial Statements.

Town of Silverton, Colorado
Statement of Cash Flows
Proprietary Funds
For the Year Ended December 31, 2023

	Water Fund	Sewer Fund	Refuse Fund	Total
Cash Flows From Operating Activities				
Cash Received from Customers	$ 277,027	$ 252,236	$ 213,244	$ 742,507
Cash Received from Others	51	-	365	416
Cash Paid to Suppliers	(115,421)	(104,624)	(277,768)	(497,813)
Cash Paid to Employees	(419,395)	(105,974)	(27,578)	(552,947)
Net Cash Provided by Operating Activities	(257,738)	41,638	(91,737)	(307,837)
Cash Flows From Capital and Related Financing Activities				
Acquisition and Construction of Capital Assets	(10,670)	-	-	(10,670)
Grants Received	-	-	8,326	8,326
Tap Fees	121,618	31,198	-	152,816
Transfers Between Funds	-	-	90,704	90,704
Debt Principal Payments	(11,211)	-	-	(11,211)
Debt Interest Payments	(740)	-	-	(740)
Net Cash Used by Capital and Related Financing Activities	98,997	31,198	99,030	229,225
Net Change in Cash and Cash Equivalents	(158,741)	72,836	7,293	(78,612)
Cash and Cash Equivalents, *Beginning of Year*	243,142	22,175	(7,293)	258,024
Cash and Cash Equivalents, *End of Year*	$ 84,401	$ 95,011 #	$ -	$ 179,412
Reconciliation of Net Operating Income to Net Cash Provided by Operating Activities:				
Net Operating Income	$ (295,614)	$ (879)	$ (79,066)	$ (375,559)
Adjustments to Reconcile Net Operating Income to Net Cash Provided by Operating Activities				
Depreciation Expense	58,576	43,420	-	101,996
Changes in Assets and Liabilities Related to Operations				
Accounts Receivable	(18,142)	(1,850)	1,309	(18,683)
Inventories	(7,719)	366	-	(7,353)
Accounts Payable	5,161	581	(13,980)	(8,238)
Net Cash Provided by Operating Activities	$ (257,738)	$ 41,638	$ (91,737)	$ (307,837)

See Notes to the Financial Statements.

Note 1: Summary of Significant Accounting Policies

Town of Silverton, Colorado (the Town) was organized under Colorado State Statutes in 1876. The Town operates under the direction of an elected Board of Trustees and Mayor, and provides for public safety (law enforcement and fire), highways and streets, water and sanitation, culture and recreation, public improvements, planning and zoning, and general administrative services. In addition, the Town has negotiated agreements with San Juan County for providing law enforcement in the Town and for providing refuse removal and other services to the county.

The financial statements of the Town of Silverton, Colorado have been prepared in conformity with accounting principles generally accepted in the United States of America (GAAP) as applied to governmental units. The Governmental Accounting Standards Board (GASB) is the accepted standard-setting body for establishing governmental accounting and financial reporting principles. The more significant of the Town's accounting policies are described below.

Reporting Entity

In accordance with governmental accounting standards, the Town has considered the possibility of inclusion of additional entities in its basic financial statements.

The definition of the reporting entity is based primarily on financial accountability. The Town is financially accountable for organizations that make up its legal entity. It is also financially accountable for legally separate organizations if town officials appoint a voting majority of the organization's governing body and either it is able to impose its will on that organization or there is a potential for the organization to provide specific financial benefits to, or to impose specific financial burdens on, the Town. The Town may also be financially accountable for governmental organizations that are fiscally dependent upon it.

Based on the application of these criteria, the Town does not include additional organizations in its reporting entity.

On January 1, 2012, the Silverton - San Juan Fire Authority (the Authority) was created in accordance with Colorado State Statutes. Through December 31, 2011, San Juan County paid for fire expenditures, with the Town reimbursing the County for 50% of those costs. Beginning in 2012, both the County and the Town make quarterly payments to the Authority based upon the annual budget approved by the Authority. The Town exercises no control over the Authority, and thus the Authority is not a component unit of the Town.

Government-wide and Fund Financial Statements

The government-wide financial statements (i.e., the statement of net position and the statement of activities) report information on all of the nonfiduciary activities of the Town. For the most part, the effect of interfund activity has been removed from these statements. Governmental activities, which normally are supported by taxes and intergovernmental revenues, are reported separately from business-type activities, which rely to a significant extent on fees and charges for support.

Note 1: Summary of Significant Accounting Policies (Continued)

Government-wide and Fund Financial Statements *(Continued)*

The statement of net position reports all financial, capital and debt resources of the Town. The difference between assets, liabilities and deferred inflows of the Town is net position.

The statement of activities demonstrates the degree to which the direct expenses of the given function or segments are offset by program revenues. Direct expenses are those that are clearly identifiable with a specific function or segment. Program revenues include 1) charges to customers or applicants who purchase, use, or directly benefit from goods, services, or privileges provided by a given function or segment and 2) grants and contributions that are restricted to meeting the operational or capital requirements of a particular function or segment. Taxes and other items not properly included among program revenues are reported instead as general revenues.

Separate financial statements are provided for governmental funds and proprietary funds. Major individual governmental funds are reported as separate columns in the fund financial statements.

Measurement Focus, Basis of Accounting, and Financial Statement Presentation

The government-wide financial statements are reported using the economic resources measurement focus and the accrual basis of accounting, as are the proprietary fund financial statements. Revenues are recorded when earned and expenses are recorded when the liability is incurred, regardless of the timing of related cash flows. Property taxes are recognized as revenues in the year for which they are levied. Grants and similar items are recognized as revenue as soon as all eligibility requirements imposed by the provider have been met.

Governmental fund financial statements are reported using the current financial resources measurement focus and the modified accrual basis of accounting. Revenues are recognized as soon as they are both measurable and available. Revenues are considered to be available when they are collected within the current period or soon enough thereafter to pay liabilities of the current period. For this purpose, the Town considers revenues to be available if they are collected within 60 days of the end of the current fiscal period.

Property taxes, specific ownership taxes, grants, and interest associated with the current fiscal period are all considered to be susceptible to accrual and have been recognized as revenues of the current fiscal period. All other revenue items are considered to be measurable and available only when cash is received by the Town.

Expenditures generally are recorded when a liability is incurred, as under accrual accounting. However, debt service expenditures, as well as expenditures related to compensated absences, are recorded only when payment is due.

Note 1: Summary of Significant Accounting Policies (Continued)

Measurement Focus, Basis of Accounting, and Financial Statement Presentation
(Continued)

Proprietary funds distinguish operating revenues and expenses from nonoperating items. Operating revenues and expenses generally result from providing services and producing and delivering goods in connection with a proprietary fund's principal ongoing operations. Operating expenses for enterprise funds include the cost of sales and services, administrative expenses, and depreciation on capital assets. All revenues and expenses not meeting this definition are reported as nonoperating revenues and expenses.

When both restricted and unrestricted resources are available for use, it is the Town's practice to use restricted resources first, then unrestricted resources as they are needed.

In the fund financial statements, the Town reports the following major governmental funds:

> The *General Fund* is the Town's primary operating fund. It accounts for all financial resources of the Town, except those required to be accounted for in another fund.

The Town also reports the following major proprietary fund:

> The *Water Fund* accounts for the financial activities associated with the provision of water services.
>
> The *Sewer Fund* accounts for the financial activities associated with the sanitation services.
>
> The *Refuse Fund* accounts for the financial activities associated with providing trash and refuse services.

The Town reports the following non-major governmental funds:

> The *Conservation Trust Fund* accounts for the revenues from the State's Conservation Trust Fund to be spent for maintenance and services of Town parks and recreation areas.
>
> The *Molas Lake Park Fund* accounts for operations, maintenance and construction of Molas Lake campgrounds and dam.
>
> The *Cemetery Fund* accounts for maintenance costs of the community cemetery.

Cash and Investments

Cash equivalents include investments with original maturities of three months or less. Investments are recorded at fair value.

Note 1: Summary of Significant Accounting Policies (Continued)

Capital Assets

Capital assets, which include property and equipment, are reported in the applicable governmental or business-type activities columns in the government-wide financial statements. Capital assets are defined by the Town as assets with an initial, individual cost of more than $5,000 and an estimated useful life in excess of one year. Such assets are recorded at historical cost or estimated historical cost if purchased or constructed. Donated capital assets are recorded at estimated fair market value at the date of donation.

The costs of normal maintenance and repairs that do not add to the value of the asset or materially extend assets' lives are not capitalized.

Property and equipment of the Town is depreciated using the straight-line method over the following estimated useful lives:

Building and Improvements	10 - 50 years
Infrastructure	15 - 25 years
Water and Sewer Systems	40 - 50 years
Furniture and Equipment	5 - 15 years
Vehicles	7 - 10 years

Compensated Absences

These compensated absences are recognized as current salary costs when earned in the proprietary fund types and when due in the governmental fund types. A liability has been recorded in the government-wide financial statements for the accrued compensated absences.

Long-Term Obligations

In the government-wide financial statements, and proprietary fund type in the fund financial statements, long-term debt and other long-term obligations are reported as liabilities in the applicable governmental activities, business-type activities, or proprietary fund type statement of net assets. Bond premiums and discounts are deferred and amortized over the life of the bonds using the straight-line method.

In the fund financial statements, governmental fund types recognize bond premiums and discounts, as well as bond issuance costs, during the current period. The face amount of debt issued is reported as other financing sources. Premiums received on debt issuances are reported as other financing sources while discounts on debt issuances are reported as other financing uses. Issuance costs, whether or not withheld from the actual debt proceeds received, are reported as debt service expenditures.

Note 1: Summary of Significant Accounting Policies (Continued)

Fund Balance Classification

The governmental fund financial statements present fund balances based on classifications that comprise a hierarchy that is based primarily on the extent to which the Town is bound to honor constraints on the specific purposes for which amounts in the respective governmental funds can be spent.

The classifications used in the governmental fund financial statements are as follows:

Nonspendable - This classification includes amounts that are not in spendable form (such as inventory or prepaid expenses) or are required to be maintained intact.

Restricted - This classification includes amounts for which constraints have been placed on the use of the resources either (a) externally imposed by creditors (such as through a debt covenant), grantors, contributors, or laws or regulations of other governments, or (b) imposed by law through constitutional provisions or enabling legislation. The Town has classified Emergency Reserves as being restricted because their use is restricted by State Statute for declared emergencies. In addition, the Town has classified the fund balance in the Conservation Trust Fund as restricted because their use is restricted by State Statute.

Committed - This classification includes amounts that can be used only for specific purposes pursuant to constraints imposed by formal action of the Board of Trustees. These amounts cannot be used for any other purpose unless the Board of Trustees removes or changes the specified use by taking the same type of action (ordinance or resolution) that was employed when the funds were initially committed. This classification also includes contractual obligations to the extent that existing resources have been specifically committed for use in satisfying those contractual requirements. The Town's committed resources are presented in the governmental fund balance sheet as of December 31, 2023.

Unassigned - This classification includes the residual fund balance for the General Fund. The Unassigned classification also includes negative residual fund balance of any other governmental fund that cannot be eliminated by offsetting of Assigned fund balance amounts.

The Town would typically use Restricted fund balances first, followed by Committed resources, and then Assigned resources, as appropriate opportunities arise, but reserves the right to selectively spend Unassigned.

Note 1: Summary of Significant Accounting Policies (Continued)

Net Position

The government-wide and business-type fund financial statements utilize a net position presentation. Net position is categorized as net investment in capital assets, restricted, and unrestricted. Net investment in capital assets is intended to reflect the portion of net position, which is associated with non-liquid, capital assets less outstanding capital asset related debt. The net related debt is the debt less the outstanding liquid assets and any associated unamortized cost. Restricted net position is liquid assets, which have third party limitations on their use. Unrestricted net position represents assets that do not have any third-party limitations on their use.

Property Taxes

Property taxes are levied on November 1 and attach as an enforceable lien on property on January 1. Taxes are payable in full on April 30 or in two installments on February 28 and June 15. The County Treasurer's office collects property taxes and remits to the Town on a monthly basis.

Since property tax revenues are collected in arrears during the succeeding year, a receivable and corresponding deferred revenue are recorded at December 31. As the tax is collected in the succeeding year, the deferred revenue is recognized as revenue and the receivable is reduced.

Subsequent Events

The Town has evaluated subsequent events through August 8, 2024, the date the financial statements were available to be issued.

Note 2: Stewardship, Compliance and Accountability

Budgets and Budgetary Accounting

The Town follows these procedures in establishing the budgetary data reflected in the financial statements:

- In October, the Town staff submits to the Town Council a proposed operating budget for the fiscal year commencing the following January 1. The operating budget includes proposed expenditures and the means of financing them.
- Public hearings are conducted to obtain taxpayer comments.
- Prior to December 15, the budget is legally enacted through passage of an ordinance.
- The Town Administration is authorized to transfer budgeted amounts between departments within any fund. However, any revisions that alter the total expenditures of any fund must be approved by the Town Council.

Note 2: Stewardship, Compliance and Accountability (Continued)

Budgets and Budgetary Accounting *(Continued)*

- Budgets are legally adopted for all funds of the Town. Budgets for the General and Special Revenue Funds are adopted on a basis consistent with generally accepted accounting principles (GAAP). The Budgetary comparison presented for the Enterprise Fund is presented on a non-GAAP budgetary basis. Capital outlay and debt payments are budgeted as expenditures and depreciation is not budgeted.
- Budgeted amounts in the financial statements are as originally adopted or as amended by the Town Council. All appropriations lapse at year end. Colorado governments may not exceed budgeted appropriations at the fund level.

Note 3: Cash and Investments

A summary of deposits and investments as of December 31, 2023 follows:

Petty Cash	$ 500
Cash Deposits	1,067,258
Investments	508,014
Total	$ 1,575,772

The Colorado Public Deposit Protection Act (PDPA) requires that all units of local government deposit cash in eligible public depositories. Eligibility is determined by State regulations. Amounts on deposit in excess of Federal Deposit Insurance Corporation (FDIC) levels must be collateralized by eligible collateral as determined by the PDPA. The FDIC insures depositors' accounts up to $250,000 for each financial institution. The PDPA allows the financial institution to create a single collateral pool for all public funds held. The pool is to be maintained by another institution or held in trust for all the uninsured public deposits as a group.

The market value of the collateral must be at least equal to 102% of the uninsured deposits. At December 31, 2023, the Town had deposits with financial institutions with a carrying amount of $1,575,772. The bank balances with the financial institutions totaling $1,050,666 of which $309,071 were covered by the FDIC and $699,324 were collateralized with securities held by the financial institution's agent but not in the Town's name.

Investments

The Town does not have a formal investment policy; however, the Town follows state statutes regarding investments. The Town generally limits its concentration risk of investments to Local Government Investment Pools, obligations of the United States and certain U.S. government agency securities, which are believed to have minimal credit risk, minimal interest rate risk and no foreign currency risk. Additionally, the Town is not subject to concentration of risk for investments that are in the possession of another party.

Note 3: Cash and Investments (Continued)

Investments *(Continued)*

Colorado revised statutes limit investment maturities to five years or less unless formally approved by the Board of Trustees. Such actions are generally associated with a debt service reserve or sinking fund requirements.

State statutes specify investment instruments meeting defined rating, maturity, and concentration risk criteria in which local governments may invest, which include the following.

- Obligations of the United States & certain U.S. government agency securities
- Certain international agency securities
- General obligation and revenue bonds of U.S. local government entities
- Commercial paper
- Local government investment pools
- Written repurchase agreements collateralized by certain authorized securities
- Certain money market funds
- Guaranteed investment contracts

During the year ended December 31, 2022, the Town closed its account with COLOTRUST and invested the funds in a series of Certificates of Deposits (CD) ranging from $50,000 to $100,000. All CDs have an original maturity of 3 years maturing on March 25, 2025.

Interest Rate Risk - State statutes generally limit investments to an original maturity of five years unless the governing board authorizes the investment for a period in excess of five years. The Town does not have a policy for managing credit risk or interest rate risk.

Note 4: Capital Assets

Capital assets activity for the year ended December 31, 2023 is summarized below:

Governmental Activities	Balance 12/31/22	Additions	Transfers	Deletions	Balance 12/31/23
Capital Assets, *Not Being Depreciated*					
Land	$ 676,218	$ -	$ -	$ -	$ 676,218
Construction in Progress	402,035	881,259	(1,283,294)	-	-
Total Capital Assets, *Not Being Depreciated*	1,078,253	881,259	(1,283,294)	-	676,218
Capital Assets, *Being Depreciated*					
Buildings and Improvements	7,501,481	-	1,283,294	-	8,784,775
Furniture and Equipment	112,330	-	-	-	112,330
Vehicles	102,760	-	-	-	102,760
Machinery and Equipment	1,106,070	41,690	-	-	1,147,760
Total Capital Assets, *Being Depreciated*	$ 8,822,641	$ 41,690	$ 1,283,294	$ -	$ 10,147,625
Less Accumulated Depreciation					
Buildings and Improvements	$ (5,840,829)	$ (240,212)	$ -	$ -	$ (6,081,041)
Furniture and Equipment	(112,330)	-	-	-	(112,330)
Vehicles	(79,071)	(9,350)	-	-	(88,421)
Machinery and Equipment	(358,381)	(66,521)	-	-	(424,902)
Total Accumulated Depreciation	(6,390,611)	(316,083)	-	-	(6,706,694)
Total Capital Assets, *Being Depreciated, net*	2,432,030	(274,393)	1,283,294	-	3,440,931
Governmental Activities Capital Assets, *net*	$ 3,510,283	$ 606,866	$ -	$ -	$ 4,117,149

Depreciation expense was charged to functions/programs of the Town as follows:

Governmental Activities	
General Government	$ 95,439
Public Safety	3,068
Public Works	86,524
Culture and Recreation	130,930
Cemetery	122
Total	$ 316,083

Note 4: Capital Assets (Continued)

Capital assets Business-Type activity for the year ended December 31, 2023 is summarized below:

Business-Type Activities	Balance 12/31/22	Additions	Deletions	Balance 12/31/23
Capital Assets, *Not Being Depreciated*				
Land	$ 670	$ -	$ -	$ 670
Total Capital Assets, *Not Being Depreciated*	670	-	-	670
Capital Assets, *Being Depreciated*				
Distribution and Collection	3,271,092	10,670	-	3,281,762
Machinery and Equipment	494,993		-	494,993
Buildings	222,775	-	-	222,775
Total Capital Assets, *Being Depreciated*	3,988,860	10,670	-	3,999,530
Total Capital Assets	3,989,530	10,670	-	4,000,200
Less: Accumulated depreciation				
Distribution and Collection	(2,117,542)	(58,576)	-	(2,176,118)
Machinery and Equipment	(268,890)	(43,420)	-	(312,310)
Buildings	(21,161)	-	-	(21,161)
Business-Type Activities Capital Assets, *net*	$ 1,581,937	$ (91,326)	$ -	$ 1,490,611

Depreciation expense was charged to functions/programs of the Town as follows:

Business-type Activities	
Water	$ 56,359
Sewer	43,420
Refuse	2,217
Total	$ 101,996

Note 5: Long-Term Debt

Governmental Activities

Following is a summary of long-term debt transactions for the governmental activities for the year ended December 31, 2023.

Governmental Activities	Balance 12/31/22	Additions	Deletions	Balance 12/31/23	Due Within One Year
Capital leases					
Chevy Silverado	$ 6,639	$ -	$ (6,639)	$ -	$ -
PB Snow Groomer	31,845	-	(10,617)	21,228	10,929
Cat Motor Grader	236,570	-	(28,446)	208,124	29,370
Cat Wheel Loader #1	130,076	-	(21,893)	108,183	22,604
Cat Wheel Loader #2	124,328	-	(23,935)	100,393	24,713
Columbine Park Facility	700,000	-	(65,000)	635,000	68,000
Canon Copier	12,590	-	(2,699)	9,891	2,819
Caterpillar Snow Plow	-	24,373	(10,822)	13,551	12,477
	1,242,048	24,373	(170,051)	1,096,370	170,912
Compensated Absences	24,760	33,442	-	58,202	-
Total	$ 1,266,808	$ 57,815	$ (170,051)	$ 1,154,572	$ 170,912

Accrued Compensated Absences are being paid from resources generated by the General Fund.

Leases financing Agreements

The Town has entered into several lease financing agreements to purchase vehicles and equipment which will be paid from revenues of the General Fund. These leases financing agreements require interest to be paid ranging from 3.0% to 4.35%. These leases mature in varying years through 2031. Total governmental assets capitalized under lease financing agreements at December 31, 2023 is $1,938,191 with accumulated amortization of $442,140.

Following is a schedule of the future minimum payments required under the outstanding capital lease obligations at December 31, 2023:

Year Ended December 31,	Principal	Interest	Total
2024	170,912	42,561	213,473
2025	214,662	33,667	248,329
2026	287,745	26,519	314,264
2027	78,053	18,368	96,421
2028	81,000	15,008	-
2029-2031	263,998	23,316	287,314
Total	$ 1,096,370	$ 159,438	$ 1,159,801

Note 5: Long-Term Debt (Continued)

Business-Type Activities

Following is a summary of long-term debt transactions for the business-type activities for the year ended December 31, 2023.

Business-Type Activities	Balance 12/31/22	Additions	Deletions	Balance 12/31/23	Due Within One Year
Capital leases					
Water Dispenser	$ 2,724	$ -	$ (2,724)	$ -	$ -
CWRPDA Loan	220,677	-	(8,488)	212,190	8,488
Total	$ 223,401	$ -	$ (11,212)	$ 212,190	$ 8,488

Lease Financing Agreement
The Town entered into a capital lease for a Water Dispenser which will be paid out of the Water Fund. The lease requires interest at 5.0% and matures in 2023. Total business-type assets capitalized under leases at December 31, 2023 is $171,550 with accumulated amortization of $104,556.

Note Payable
The Town obtained a loan from the Colorado Water Resources and Power Development Authority (CWRPDA) Drinking Water Revolving Fund - Disadvantaged Communities on May 21, 2018. The loan agreement requires 60 semi-annual installments of $5,305 paid by the Water Fund. On January 22, 2019, CWRPDA forgave $62,770 of the principal outstanding, leaving an outstanding loan principal of $251,082 as of January 22, 2019.

The annual requirements to service this loan as of December 31, 2023 are as follows:

Year Ended December 31,	Principal	Interest	Total
2024	$ 8,488	$ -	$ 8,488
2025	8,488	-	8,488
2026	8,488	-	8,488
2027	8,488	-	8,488
2028	8,488	-	8,488
2029-2033	42,438	-	42,438
2034-2038	42,438	-	42,438
2039-2043	42,438	-	42,438
2044-2048	42,436	-	42,436
Total	$ 212,190	$ -	$ 212,190

Note 6: Retirement Commitments

Deferred Compensation Plan

The Town offers its employees a deferred compensation plan through an agent multiemployer public retirement system, the Colorado County Officials and Employees Retirement Association, which is a defined contribution plan. The plan is available to all Town employees and requires that employees contribute 3% of their annual compensation. The Town matches employee contributions up to 3% of eligible salary and this contribution is fully vested after 10 years of service. During the year ended December 31, 2023, the Town contributions were $21,307 equal to the required contribution.

Note 7: Public Entity Risk Pool

The Town is exposed to various risks of loss related to torts; theft of, damage to, and destruction of assets; errors and omissions; injuries to employees; and natural disasters. For these risks of loss, the Town is involved with the Colorado Intergovernmental Risk Sharing Agency (CIRSA), a separate and independent governmental and legal entity formed by intergovernmental agreement by member municipalities pursuant to the provision of 24-10-115.5, Colorado Revised Statutes (1982 Replacement Volume) and Colorado Constitution, Article XIV, Section 18(2).

The purposes of CIRSA are to provide members defined liability, property, and workers compensation coverages and to assist members in preventing and reducing losses and injuries to municipal property and to persons or property which might result in claims being made against members of CIRSA, their employees and officers.

It is the intent of the members of CIRSA to create an entity in perpetuity which will administer and use funds contributed by the members to defend and indemnify, in accordance with the bylaws, any member of CIRSA against stated liability of loss, to the limit of the financial resources of CIRSA.

It is also the intent of the members to have CIRSA provide continuing stability and availability of needed coverages at reasonable costs. All income and assets of CIRSA shall be at all times dedicated to the exclusive benefit of its members. CIRSA is a separate legal entity, and the Town does not approve budgets, nor does it have the ability to significantly affect the operations of the entity.

Note 8: Commitments and Contingencies

Litigation

The Town is not involved in any pending and threatened litigation as of December 31, 2023.

Note 8: Commitments and Contingencies (Continued)

TABOR Amendment

Colorado voters passed an amendment to the State Constitution, Article X, Section 20, which has several limitations, including revenue raising, spending abilities, and other specific requirements of state and local government. In November 1996, voters within the Town approved the collection, retention, and expenditure of all the revenues generated by the Town in 1996 and subsequent years through 2019, notwithstanding the provisions of the Amendment. No such election took place during 2020 to continue this provision, but revenues for 2020 remained in compliance with TABOR limitations.

The Town has established an emergency reserve, representing 3% of qualifying expenditures, as required by the Amendment. At December 31, 2023, the emergency reserve of $130,000 was recorded in the General Fund.

Note 9: Intergovernmental Agreements

San Juan County

The Town shares various municipal services with San Juan County. The Town and County approve annual agreements to reimburse costs (less any funding received from grants or contracts) paid by the opposite entity. The actual agreements are included in the Town's annual budget document. The Town makes monthly payments to the County for 1/12 of the budgeted costs; actual final audited costs are calculated in the ensuing year, with an additional amount either paid to or received from the County.

The following table summarizes these transactions:

Service	Direct Cost Paid by Town of Silverton	Direct Cost Paid by San Juan County	% Split
Ambulance		X	50%
Fire Protection		X	50%
Fire Truck/Ambulance Insurance for vehicles titled by each entity	X	X	50%
Land Use Planning	X	X	NA
Building Inspector	X		50%
Code Enforcement	X		50%
Carriage House Operations, Maintenance, Insurance	X		50%
Law Enforcement (Sheriff)		X	40%/60%

Note 9: Intergovernmental Agreements (Continued)

Silverton - San Juan Fire and Rescue Authority

The Town entered into an intergovernmental agreement with San Juan County to share the cost of fire protection services. The Town's contribution to the Silverton - San Juan Fire and Rescue Authority in 2023 was $38,083.

The Town makes contributions to the Statewide defined benefit plan entitled Silverton San Juan Volunteer Fire Department Pension Fund, administered by the Fire and Police Protection Association of Colorado (FPPA). FPPA administers the plan and manages the benefits under the plan which is a cost-sharing, multiple-employer defined benefit pension plan. The statewide defined benefit plan provides benefits for members. The Town makes contributions based upon Town established benefits and funding requirements in accordance with an actuarial study obtained by FPPA. Plan members do not make contributions. The Town's net contributions to the FPPA plan for 2023 was $15,000. Additional contributions are received from the State of Colorado and San Juan County.

Required Supplementary Information

Town of Silverton, Colorado
Budgetary Comparison Schedule
General Fund
For the Year Ended December 31, 2023

	Original	Final Budget	Actual	Variance *Positive (Negative)*
Revenues				
Taxes				
Property Taxes	$ 304,822	$ 304,822	$ 306,347	$ 1,525
Specific Ownership Taxes	23,041	23,041	27,188	4,147
General Sales Taxes	1,266,488	1,266,488	1,745,346	478,858
Franchise Taxes	29,353	29,353	37,299	7,946
Severance	2,250	2,250	-	(2,250)
Other Taxes	15,239	15,239	12,641	(2,598)
Penalties, Interest and Delinquent Taxes	1,899	1,899	1,986	87
Total Taxes	1,643,092	1,643,092	2,130,807	487,715
Licenses and Permits				
Liquor Licenses	4,750	4,750	3,956	(794)
Professional and Business Licenses	23,000	23,000	14,600	(8,400)
Lodging and Vacation Rental Fees	67,845	67,845	97,207	29,362
Building Permits	55,000	55,000	63,237	8,237
Other Permits	2,425	2,425	955	(1,470)
Total Licenses and Permits	153,020	153,020	179,955	26,935
Intergovernmental				
Additional Motor Vehicle Registration	4,923	4,923	25,079	20,156
Road and Bridge	4,890	4,890	5,196	306
Highway Users	37,448	37,448	38,813	1,365
Grant	600,000	600,000	49,713	(550,287)
Total Intergovernmental	647,261	647,261	118,801	(528,460)
Fine and Forfeits	14,475	14,475	12,574	(1,901)
Other Revenues				
Earnings on Investments	868	868	5,588	4,720
Administrative Fees	775,731	775,731	608,509	(167,222)
Contributions and Donations	-	-	109,981	109,981
Other Miscellaneous	69,157	69,157	165,868	96,711
Charges for Service	4,000	4,000	68,006	64,006
Rents and Leases	76,100	76,100	45,837	(30,263)
Total Other Revenue	925,856	925,856	1,003,789	77,933
Total Revenues	3,383,704	3,383,704	3,445,926	62,222

(Continued)

Town of Silverton, Colorado
Budgetary Comparison Schedule
General Fund
For the Year Ended December 31, 2023
(Continued)

	Original	Final Budget	Actual	Variance *Positive (Negative)*
Expenditures				
Current				
General Government				
Town Board	$ 88,155	$ 88,155	$ 84,600	$ 3,555
Municipal Court	12,270	12,270	9,240	3,030
Town Administrator	127,467	127,467	138,105	(10,638)
Partner Organizations	22,597	22,597	27,264	(4,667)
Town Clerk / Treasurer	180,084	180,084	190,735	(10,651)
Elections	4,751	4,751	1,879	2,872
Financial Administration	17,000	17,000	19,101	(2,101)
Legal Services	50,000	50,000	38,083	11,917
Planning Director	163,711	163,711	253,076	(89,365)
General Government Operations	189,318	189,318	178,978	10,340
Visitor's Center Operations	83,323	83,323	80,520	2,803
Town Hall	45,585	45,585	64,564	(18,979)
Grants	600,000	600,000	141,377	458,623
Total General Government	1,584,261	1,584,261	1,227,522	356,739
Public Safety				
Law Enforcement	306,036	306,036	298,920	7,116
Fire Protection	71,900	71,900	56,900	15,000
Carriage House	12,510	12,510	17,587	(5,077)
Building Inspector	102,881	102,881	115,387	(12,506)
Total Public Safety	493,327	493,327	488,794	4,533
Public Works				
Public Works Personnel	484,185	484,185	478,376	5,809
Street Maintenance	199,937	199,937	300,556	(100,619)
Lease Payments	45,000	45,000	226,925	(181,925)
Total Public Works	729,122	729,122	1,005,857	(276,735)
Culture and Recreation				
Recreation	284,803	284,803	253,940	30,863
Park Administration	770,450	770,450	962,227	(191,777)
Kendall Mountain Park	302,046	302,046	89,247	212,799
Library	141,496	160,914	157,058	3,856
Total Culture and Recreation	1,498,795	1,518,213	1,462,472	55,741
Special Events				
Personnel	71,341	71,341	70,362	979
Other Operating	21,250	21,250	32,713	(11,463)
Event Expense	10,782	10,782	4,500	6,282
Total Special Events	103,373	103,373	107,575	(4,202)
Total Expenditures	4,408,878	4,428,296	4,292,220	136,076

(Continued)

Town of Silverton, Colorado
Budgetary Comparison Schedule
General Fund
For the Year Ended December 31, 2023
(Continued)

	Original	Final Budget	Actual	Variance *Positive (Negative)*
Excess Revenues Over (Under) Expenditures	$ (1,025,174)	$ (1,044,592)	$ (846,294)	$ 198,298
Other Financing Sources (Uses)				
Proceeds from sale of assets	-	-	3,000	-
Transfers	-	-	-	-
Proceeds from Capital Leases	258,527	258,527	24,373	(234,154)
Net Change in Fund Balance	(766,647)	(786,065)	(818,921)	(32,856)
Fund Balance, *Beginning of Year*	1,003,577	1,003,577	1,935,060	931,483
Fund Balance, *End of Year*	$ 236,930	$ 217,512	$ 1,116,139	$ 898,627

Note 1: Stewardship, Compliance, and Accountability

Budgets

Budgets are legally adopted for all funds of the Town. Budgets for the governmental funds are adopted on a basis consistent with generally accepted accounting principles (GAAP). Budgetary comparisons for the proprietary fund are presented on a non-GAAP budgetary basis, whereby capital outlay and debt principal are budgeted as expenditures.

The Town follows these procedures to establish the budgetary information reflected in the financial statements:

- Management submits to the Town Board a proposed budget for the fiscal year commencing the following January 1. The budget includes proposed expenditures and the means of financing them.
- Public hearings are conducted to obtain taxpayer comments.
- Prior to December 31, the budget is legally enacted through passage of a resolution.
- Management is authorized to transfer budgeted amounts between departments within any fund. However, any revisions that alter the total expenditures of any fund must be approved by the Town Board.
- All appropriations lapse at year end.

Supplementary Information

Town of Silverton, Colorado
Combining Balance Sheet
Nonmajor Governmental Funds
December 31, 2023

	Conservation Trust Fund	Molas Lake Park Fund	Cemetery Fund	Total
Assets				
Cash and Investments	$ 72,271	$ 314,433	$ 54,609	$ 441,313
Total Assets	$ 72,271	$ 314,433	$ 54,609	$ 441,313
Liabilities				
Accounts Payable	$ -	$ 356	$ -	$ 356
Total Liabilities	-	356	-	356
Fund Balance				
Restricted	72,271	284,077	54,609	410,957
Committed for Future Capital Outlay	-	30,000	-	30,000
Total Fund Balance	72,271	314,077	54,609	440,957
Total Liabilities and Fund Balance	$ 72,271	$ 314,433	$ 54,609	$ 441,313

Town of Silverton, Colorado

Combining Statement of Revenues, Expenditures and Changes in Fund Balance
Nonmajor Governmental Funds
For the Year Ended December 31, 2023

	Conservation Trust Fund	Molas Lake Park Fund	Cemetery Fund	Total
Revenues				
Intergovernmental	$ 9,196	$ -	$ -	$ 9,196
Charges for Services	-	187,704	4,260	191,964
Total Revenues	9,196	187,704	4,260	201,160
Expenditures				
Culture and Recreation	-	157,973	-	157,973
Total Expenditures	-	157,973	-	157,973
Net Change in Fund Balance	9,196	29,731	4,260	43,187
Fund Balance, *Beginning of Year*	63,075	284,346	50,349	397,770
Fund Balance, *End of Year*	$ 72,271	$ 314,077	$ 54,609	$ 440,957

Town of Silverton, Colorado
Budgetary Comparison Schedule
Conservation Trust Fund
For the Year Ended December 31, 2023

	Original and Final Budget	Actual	Variance *Positive (Negative)*
Revenues			
Intergovernmental Revenue	$ 7,156	$ 9,196	$ 2,040
Investment Income	21	-	(21)
Total Revenues	7,177	9,196	2,019
Net Change in Fund Balance	7,177	9,196	2,019
Fund Balance, *Beginning of Year*	53,009	63,075	10,066
Fund Balance, *End of Year*	$ 60,186	$ 72,271	$ 12,085

Town of Silverton, Colorado
Budgetary Comparison Schedule
Molas Lake Park Fund
For the Year Ended December 31, 2023

	Original Budget	Final Budget	Actual	Variance *Positive (Negative)*
Revenues				
Charges for Services	$ 200,500	$ 200,754	$ 187,704	$ (13,050)
Total Revenues	200,500	200,754	187,704	(13,050)
Expenditures				
Culture and Recreation	198,034	198,034	157,973	40,061
Total Expenditures	198,034	198,034	157,973	40,061
Net Change in Fund Balance	2,466	2,720	29,731	27,011
Fund Balance, *Beginning of Year*	195,266	195,266	284,346	89,080
Fund Balance, *End of Year*	$ 197,732	$ 197,986	$ 314,077	$ 116,091

Town of Silverton, Colorado
Budgetary Comparison Schedule
Cemetery Fund
For the Year Ended December 31, 2023

	Original and Final Budget	Actual	Variance *Positive (Negative)*
Revenues			
Charges for Services	$ 5,000	$ 4,260	$ (740)
Total Revenues	5,000	4,260	(740)
Expenditures			
General Government	20,000	-	20,000
Total Expenditures	20,000	-	20,000
Net Change in Fund Balance	(15,000)	4,260	19,260
Fund Balance, *Beginning of Year*	35,480	50,349	14,869
Fund Balance, *End of Year*	$ 20,480	$ 54,609	$ 34,129

Town of Silverton, Colorado
Budgetary Comparison Schedule
Water Fund
For the Year Ended December 31, 2023

	Original Budget	Final Budget	Actual	Variance *Positive (Negative)*
Revenues				
Charges For Services	$ 263,000	$ 263,000	$ 287,212	$ 24,212
Tap Fees	34,672	34,672	7,957	(26,715)
Grant Revenue	200,000	200,000	-	(200,000)
Other Revenue	200	200	51	(149)
Total Revenue	497,872	497,872	295,220	(202,652)
Expenses				
Administration and General	436,057	436,057	430,501	5,556
Utilities	12,270	12,270	11,410	860
Operations and Maintenance	143,708	143,708	90,347	53,361
Capital Outlay	200,000	200,000	10,670	189,330
Total Expenses	792,035	792,035	542,928	249,107
Net Operating Income	(294,163)	(294,163)	(247,708)	46,455
Nonoperating Revenues (Expenses)				
Debt Service				
Principal Payments	(11,347)	(11,347)	(11,211)	136
Interest Payments	-	-	(740)	(740)
Total Nonoperating Revenues (Expenses)	(11,347)	(11,347)	(11,951)	(604)
Net Income (Loss) Before Contributed Capital	(305,510)	(305,510)	(259,659)	45,851
Contributed Capital				
Infrastructure Upgrade	140,510	152,645	121,618	(31,027)
Change in Net Position, *Budgetary Basis*	$ (165,000)	$ (152,865)	(138,041)	$ 14,824
Reconciliation to GAAP Basis				
Capital Outlay			10,670	
Debt Service Principal			11,211	
Depreciation			(58,576)	
Change in Net Position, *GAAP Basis*			$ (174,736)	

See Accompanying Independent Auditor's Report.

Town of Silverton, Colorado
Budgetary Comparison Schedule
Sewer Fund
For the Year Ended December 31, 2023

	Original and Final Budget	Actual	Variance *Positive (Negative)*
Revenues			
Charges For Services	$ 282,601	$ 241,098	$ (41,503)
Tap Fees	31,520	12,988	(18,532)
Grant Revenue	2,000,000	-	(2,000,000)
Total Revenue	2,314,121	254,086	(2,060,035)
Expenses			
Administration and General	120,587	115,501	5,086
Utilities	46,500	28,203	18,297
Operations and Maintenance	87,681	67,841	19,840
Capital Outlay	2,000,000	-	2,000,000
Total Expenses	2,254,768	211,545	2,043,223
Net Operating Income	59,353	42,541	(16,812)
Net Income (Loss) Before Contributed Capital	59,353	42,541	(16,812)
Contributed Capital			
Infrastructure Upgrade	-	31,198	31,198
Change in Net Position, *Budgetary Basis*	$ 59,353	73,739	$ 14,386
Reconciliation to GAAP Basis			
Capital Outlay		-	
Depreciation		(43,420)	
Change in Net Position, *GAAP Basis*		$ 30,319	

Town of Silverton, Colorado
Budgetary Comparison Schedule
Refuse Fund
For the Year Ended December 31, 2023

	Original Budget	Final Budget	Actual	Variance *Positive (Negative)*
Revenues				
Charges For Services	$ 280,350	$ 280,350	$ 211,935	$ (68,415)
Other Revenue	6,000	6,000	8,691	2,691
Total Revenue	286,350	286,350	220,626	(65,724)
Expenses				
Operations and Maintenance	29,578	29,578	30,673	(1,095)
Contracted Services	275,643	275,643	260,693	14,950
Total Expenses	305,221	305,221	291,366	13,855
Budgetary Basis	$ (18,871)	$ (18,871)	(70,740)	$ (51,869)
Reconciliation to GAAP Basis				
Depreciation			-	
Change in Net Position, *GAAP Basis*			$ (70,740)	

See Accompanying Independent Auditor's Report.

Compliance Section

State Compliance

Financial Planning 02/01

The public report burden for this information collection is estimated to average 380 hours annually.

Form # 305-050-36

LOCAL HIGHWAY FINANCE REPORT		City of County: Town of Silverton
		YEAR ENDING: December 2023
This Information From The Records Of: Silverton, Colorado	Prepared By: Phone:	Professional Management Solutions 303-910-9197

I. DISPOSITION OF HIGHWAY-USER REVENUES AVAILABLE FOR LOCAL GOVERNMENT EXPENDITURE

ITEM	A. Local Motor-Fuel Taxes	B. Local Motor-Vehicle Taxes	C. Receipts from State Highway-User Taxes	D. Receipts from Federal Highway Administration
1. Total receipts available				
2. Minus amount used for collection expenses				
3. Minus amount used for nonhighway purposes				
4. Minus amount used for mass transit				
5. Remainder used for highway purposes				

II. RECEIPTS FOR ROAD AND STREET PURPOSES

ITEM	AMOUNT
A. Receipts from local sources:	
1. Local highway-user taxes	
a. Motor Fuel (from Item I.A.5.)	
b. Motor Vehicle (from Item I.B.5.)	
c. Total (a.+b.)	
2. General fund appropriations	$ 282,140.00
3. Other local imposts (from page 2)	$ 27,188.00
4. Miscellaneous local receipts (from page 2)	$ 30,274.87
5. Transfers from toll facilities	
6. Proceeds of sale of bonds and notes:	
a. Bonds - Original Issues	
b. Bonds - Refunding Issues	
c. Notes	
d. Total (a. + b. + c.)	$ -
7. Total (1 through 6)	$ 339,602.87
B. Private Contributions	
C. Receipts from State government (from page 2)	$ 38,812.57
D. Receipts from Federal Government (from page 2)	$ -
E. Total receipts (A.7 + B + C + D)	$ 378,415.44

III. EXPENDITURES FOR ROAD AND STREET PURPOSES

ITEM	AMOUNT
A. Local highway expenditures:	
1. Capital outlay (from page 2)	$ -
2. Maintenance:	$ 244,389.00
3. Road and street services:	
a. Traffic control operations	$ 1,581.44
b. Snow and ice removal	$ 113,524.00
c. Other	
d. Total (a. through c.)	$ 115,105.44
4. General administration & miscellaneous	$ 18,921.00
5. Highway law enforcement and safety	
6. Total (1 through 5)	$ 378,415.44
B. Debt service on local obligations:	
1. Bonds:	
a. Interest	
b. Redemption	
c. Total (a. + b.)	$ -
2. Notes:	
a. Interest	
b. Redemption	
c. Total (a. + b.)	$ -
3. Total (1.c + 2.c)	$ -
C. Payments to State for highways	
D. Payments to toll facilities	
E. Total expenditures (A.6 + B.3 + C + D)	$ 378,415.44

IV. LOCAL HIGHWAY DEBT STATUS

(Show all entries at par)

	Opening Debt	Amount Issued	Redemptions	Closing Debt
A. Bonds (Total)				$ -
1. Bonds (Refunding Portion)				$ -
B. Notes (Total)				$ -

V. LOCAL ROAD AND STREET FUND BALANCE (RECEIPTS AND DISBURSEMENTS ONLY)

	A. Beginning Balance	B. Total Receipts	C. Total Disbursements	D. Ending Balance	E. Reconciliation
		$ 378,415.44	$ 378,415.44		$ -

Notes and Comments:

LOCAL HIGHWAY FINANCE REPORT	STATE: 0
	YEAR ENDING (mm/yy): December 2023

II. RECEIPTS FOR ROAD AND STREET PURPOSES - DETAIL

ITEM	AMOUNT	ITEM	AMOUNT
A.3. Other local imposts:		**A.4. Miscellaneous local receipts:**	
a. Property Taxes and Assesments		a. Interest on investments	
b. Other local imposts:		b. Traffic Fines & Penalties	
1. Sales Taxes		c. Parking Garage Fees	
2. Infrastructure & Impact Fees		d. Parking Meter Fees	
3. Liens		e. Sale of Surplus Property	
4. Licenses		f. Charges for Services	
5. Specific Ownership &/or Other	$ 27,188.00	g. Other Misc. Receipts	
6. Total (1. through 5.)	$ 27,188.00	h. Other	$ 30,274.87
c. Total (a. + b.)	$ 27,188.00	i. Total (a. through h.)	$ 30,274.87
(Carry forward to page 1)		*(Carry forward to page 1)*	

ITEM	AMOUNT	ITEM	AMOUNT
C. Receipts from State Government		**D. Receipts from Federal Government**	
1. Highway-user taxes (from Item I.C.5.)	$ 38,812.57	1. FHWA (from Item I.D.5.)	
2. State general funds		2. Other Federal agencies:	
3. Other State funds:		a. Forest Service	
a. State bond proceeds		b. FEMA	
b. Project Match		c. HUD	
c. Motor Vehicle Registrations		d. Federal Transit Administration	
d. DOLA Grant		e. U.S. Corps of Engineers	
e. Other		f. Other Federal ARPA	
f. Total (a. through e.)	$ -	g. Total (a. through f.)	$ -
4. Total (1. + 2. + 3.f)	$ 38,812.57	3. Total (1. + 2.g)	$ -
(Carry forward to page 1)		*(Carry forward to page 1)*	

III. EXPENDITURES FOR ROAD AND STREET PURPOSES - DETAIL

	ON NATIONAL HIGHWAY SYSTEM (a)	OFF NATIONAL HIGHWAY SYSTEM (b)	TOTAL (c)
A.1. Capital outlay:			
a. Right-Of-Way Costs			$ -
b. Engineering Costs			$ -
c. Construction:			
(1). New Facilities			$ -
(2). Capacity Improvements			$ -
(3). System Preservation			$ -
(4). System Enhancement And Operation			$ -
(5). Total Construction (1)+(2)+(3)+(4)	$ -	$ -	$ -
d. Total Capital Outlay (Lines 1.a. + 1.b. + 1.c.4)	$ -	$ -	$ -
(Carry forward to page 1)			

Notes and Comments:

FORM FHWA-536